



Decorative Laminates (HPL)



The Art of Surface Expression



bios.global

Building Interiors
Outdoors System

Product Overview & Design Portfolio

Where Durability Meets Unbridled Design Freedom

Our flagship HPL range is the heart of our portfolio, defining the aesthetic and functional soul of virtually any space. These laminates are where durability meets unbridled design freedom. Our extensive collection includes:

Standard Specifications:

Thicknesses: 0.7mm and 1.0mm.

Sizes: 4x9ft (1220x2800mm) and other popular sizes.

Design Versatility: A rich array of over 200 distinct designs encompassing solid colors, authentically replicated woodgrains, sophisticated marble patterns, and unique textile aesthetics.

Enhanced Texture Haptics:

Ace Supreme (AS): An extremely matt surface with an incredibly soft, velvety touch. Features high scratch resistance, thermal healing properties, resistance to fingerprints, and antibacterial properties.

Ace Premium (AP): Extremely matt with a soft-touch feel. Offers excellent scratch resistance, fingerprint resistance, and antibacterial properties.

Immersive Veins (IV): A masterful blend of matt and subtle gloss elements to bring woodgrain designs to life.

Veneer Feel (VF): Captures the authentic look and realistic feel of real wood veneer.

Horizontal Direction (HD): Distinctive texture with subtle horizontal streaks and finely textured ridges.

Real Wood (RW): A deeply embossed look featuring pronounced ridges and deep crevices.

Luminous Aesthetics (LA): A refined semi-dry matte design that enhances the depth and richness of patterns.

Deep Wood (DW): An intricately embossed texture featuring continuous vertical streaks and deeply brushed effects.

Pebble Stone (PS): A distinct texture finish, predominantly matte but with subtle, reflective glosses, reminiscent of natural pebbles.

Colorado Stone (CO): Renowned for its protruding, genuinely tactile stone look and feel.

Fabric Material (FM): An intricately embossed texture that mimics the fine weave of real fabrics.

High Gloss (HG): A brilliant, highly reflective surface. Recommended for vertical applications.

Matte (MT): A timeless, elegant silky soft surface that minimizes reflections.

Rustic Texture (RT): A truly synchronized texture that aligns perfectly with specific wood patterns for an authentic experience.

Subtle Undulations (SU): A compelling rough and coarse texture for concrete and stone patterns.

Technical Specifications & Performance

Technical Mastery: Meeting the Highest Standards

Our Decorative Laminates are engineered for superior performance and certified to meet rigorous industry standards.

Technical Property	Standard (e.g., EN 438)	Performance
Fire Safety	Class A/ Class B	Reduced flame spread and smoke development.
Abrasion Resistance	EN 438-2, Test 10	High-grade resistance to surface wear.
Chemical Resistance	EN 438-2, Test 11	Withstands a wide range of common chemicals.
Stain Resistance	EN 438-2, Test 12	Excellent resistance to staining.
Impact Resistance	EN 438-2, Test 13	High-pressure core resists impacts and dents.
Anti-Bacterial	ISO 22196	Inhibits bacterial growth by up to 99.9%.

Installation Guide

Best Practices

Handling & Storage: Store sheets horizontally on a flat, level surface in a dry, well-ventilated area. Allow panels to acclimatize for 48-72 hours before use.

Cutting & Machining: Use high-quality carbide-tipped saw blades with a high tooth count to achieve clean cuts. Ensure proper support to prevent chipping and splintering.

Bonding: Substrates must be clean, dry, and perfectly flat. Use a backer laminate on the reverse side to prevent warping and ensure balanced construction. Apply uniform pressure across the entire surface and allow sufficient cure time as per adhesive instructions.

Edge Finishing: Use matching edge banding material for a seamless and professional look.

Safety: Always wear personal protective equipment (PPE), including safety glasses and dust masks, during fabrication.

Care & Maintenance

Preserving the Perfection: A Guide to Care

Preserving the Perfection: A Guide to Care

The inherent durability of Surforms HPL makes maintenance simple. Following these guidelines will ensure your surfaces remain pristine for years.

General Cleaning: Wipe with a soft, clean cloth dampened with warm water and a mild, non-abrasive household cleaner. Rinse and dry the surface immediately to prevent water spots.

Stain Removal: Act quickly to address spills. For most stains, a mild cleaner is sufficient. For stubborn stains like nail polish, use a small amount of acetone, but wipe it off immediately and rinse thoroughly. Important: Do not use abrasive cleaners, steel wool, or scouring pads, as they can damage the surface finish.

Protection: Always use trivets or hot pads for hot items. Use a cutting board never cut directly on the surface. Place felt pads under heavy objects to prevent scratches. Wipe up all spills immediately to prevent any potential damage.

Specific Finishes:

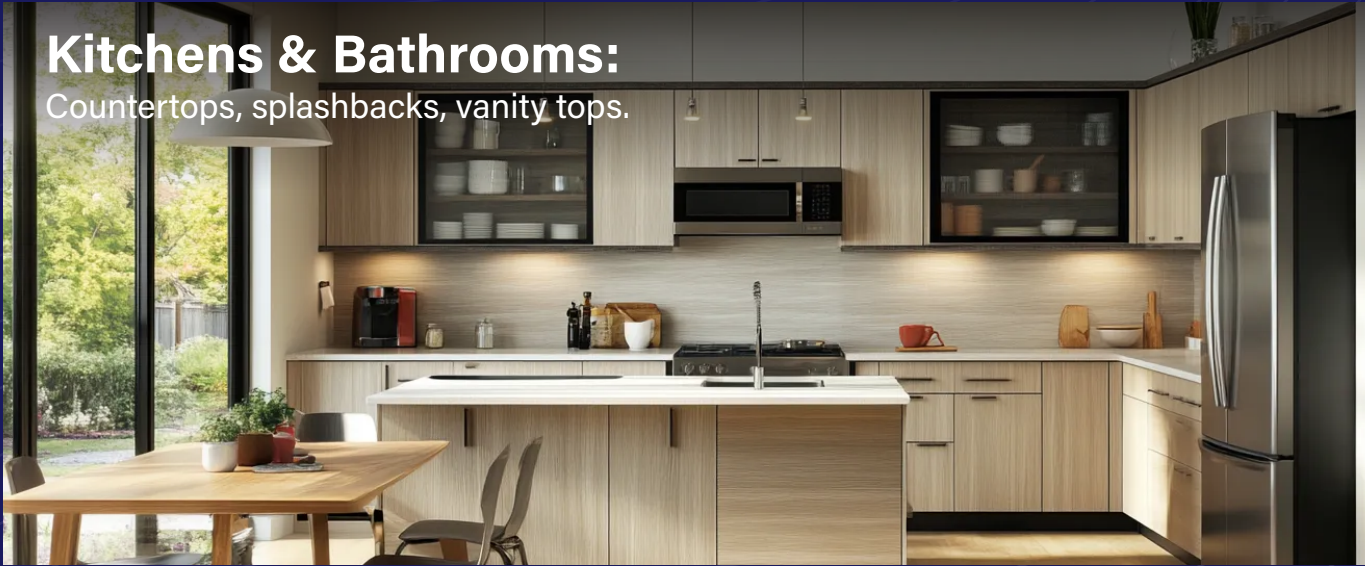
For High Gloss, use only very soft microfiber cloths to avoid micro-scratches.

For Ace Supreme, minor surface scratches can be thermally healed with a low-heat iron and a damp cloth.

Key Applications

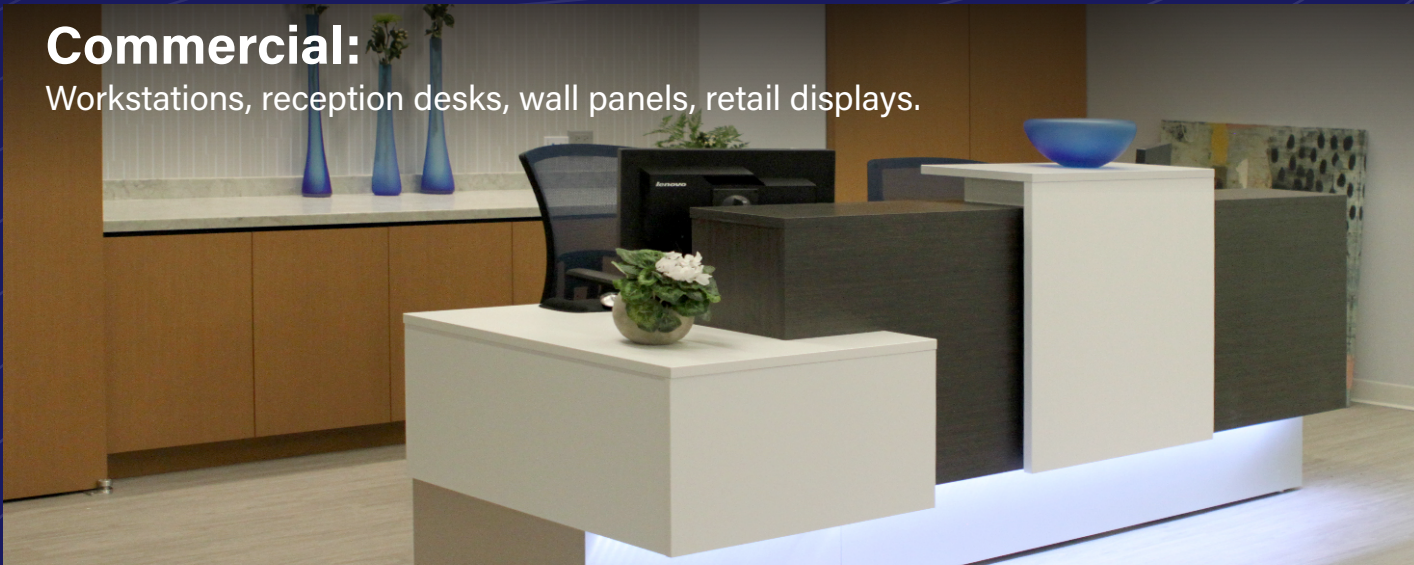
Kitchens & Bathrooms:

Countertops, splashbacks, vanity tops.



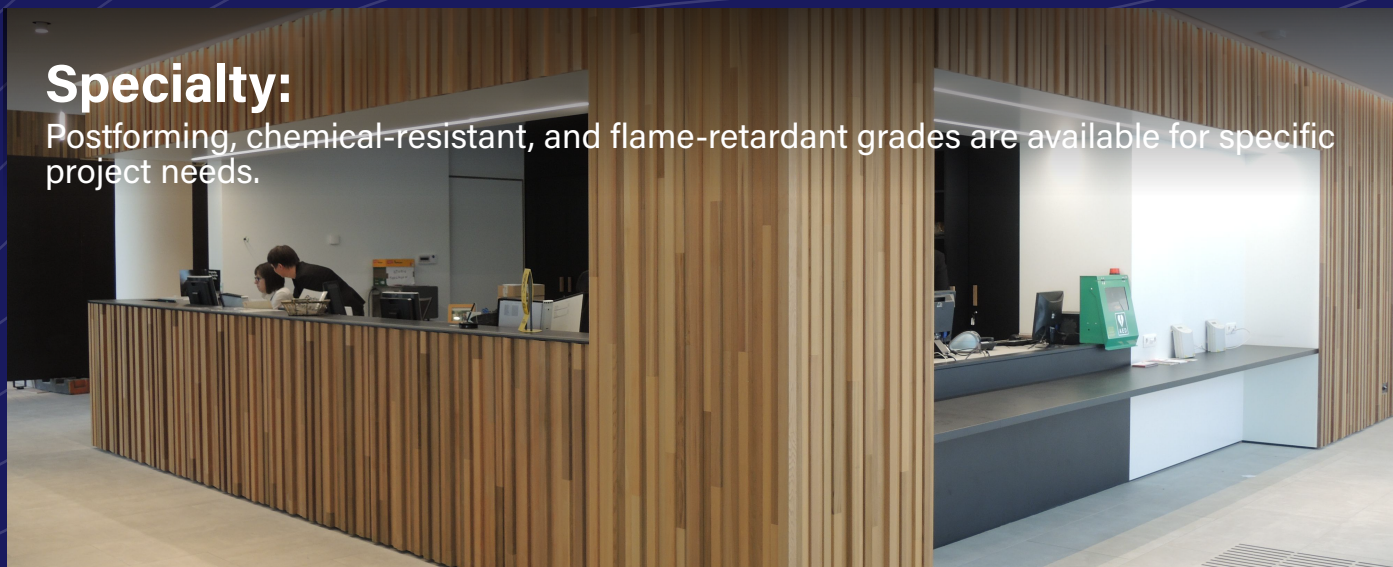
Commercial:

Workstations, reception desks, wall panels, retail displays.



Specialty:

Postforming, chemical-resistant, and flame-retardant grades are available for specific project needs.





Decorative Laminates (HPL)



The Art of Surface Expression



bios.global

Building Interiors
Outdoors System